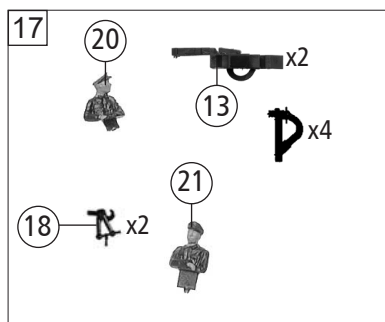
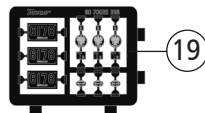
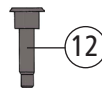
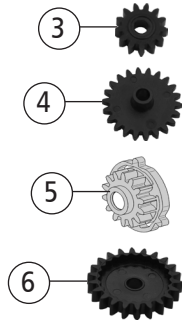
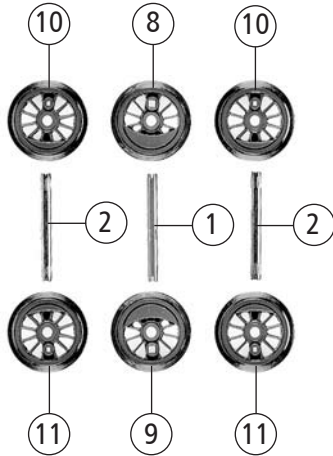


70035		K.P.E.V.	Gattung T3	=	N
70036				=	N
Pos. Nr. Pos.no.	Beschreibung Description	Art.-Nr. Art.no.	Preisgruppe Price bracket		
1	Kessel kpl. Betr. Nr. 6178 Boiler compl. loco no. 6178	151346	36		
2	TS - Handrad + Bremsschlauch Part set-Handwheel + brake hose	150660	10		
3	Rohrleitung li. + re. Pipes L + R	150661	6		
4	Luftkessel Air tank	143165	3		
5	Stangenpuffer flach Plug-in buffer, flat	75401600	6		
6	Stangenpuffer gewöl. Plug-in buffer, curved	75401700	6		
7	REICHSBahn Lampe vo. REICHSBahn lamp front	00194804	8		
8	Laterne hinten Rear lamp	00194805	8		
9	Fenster vorne + hinten Window front+rear	150662	7		
10	Lichtleiter Light conductor	150663	5		
11	GF-Schraube + M1,6x4 mm GF-Screw	114850	3		
12	TS-Griffe,Pfeife Part set-Handles,whistle	143166	19		
13	Lokgrundrahmen Base frame	151347	16		
14	Steuerung kpl. m. Kuppelstange Reversing gear compl. w. coupling rod	42401001	31		
15	Zylinderkasten li.+re. Cylinder boxes L+R	143169	9		
16	Motor m. Schwungm+Schnecke KM Motor w. flywheel+wormgear	150666	24		
17	Platine kpl. PCB compl.	150667	19		
18	LED-Platine LED-PCB	150668	11		
19	Lichtleiter hinten Light conductor rear	150669	6		
20	Motorauflage+Decoderabdeckung Motor overlay+decoder cover	150670	8		
21	Brückenstecker Jumper	133241	10		
22	GF-Schraube M2x4 mm GF-Screw	114877	3		
Sound					
23	LED-Platine LED-PCB	150673	11		
24	Sounddecoder MS480 Sound decoder	148519	39		
25	Lautsprecher Loud speaker	68701100	16		

Änderungen in Konstruktion und Ausführung vorbehalten
We reserve the right to change the construction and specification



70035		K.P.E.V.	Gattung T3	=		N
70036				=	🔊	N
Pos. Nr. Pos.no.	Beschreibung Description	Art.-Nr. Art.no.	Preisgruppe Price bracket			
1	Achse D=1,75 L=20 mm Axle	00524007	5			
2	Achse gerändelt D=2 L=20 mm Axle	52401600	2			
3	Zahnrad Z=13 Gear	00564121	3			
4	Zahnrad Z=22 Gear	00564126	2			
5	Zahnrad Z=9 m. Feder Gear w. spring	00564127	3			
6	Zahnrad Z=28 Gear	00564187	3			
7	Zylinderstift D=2x8 mm Cylinder pin	00730519	2			
8	Lokrad 1 H.H. Loco wheel	143173	8			
9	Lokrad 2 H.H. Loco wheel	143174	8			
10	Lokrad 3 H.H. Loco wheel	143175	8			
11	Lokrad 4 H.H. Loco wheel	143176	8			
12	Kuppelbolzen lang Long bolt for coupling rods	00730551	2			
13	Kurzkupplung - Vorentkupplung Short coupling- pre-uncoupling	115550	6			
14	Standardkupplung Standard coupling	89246	6			
15	Deichsel Draw bar	143172	3			
16	Getriebeboden kpl. Gear bottom compl.	151348	11			
17	Zurüstbeutel Bag of accesories	150671	15			
18	Kupplungshaken Coupling hook	00194824	2			
19	Tafelsatz Set of panels	151349	12			
20	Lokführer seitlich Driver	89724	6			
21	Heizer/Lokführer Driver	89725	6			